

## Site Usage

28,526 Visits

26.91% Bounce Rate

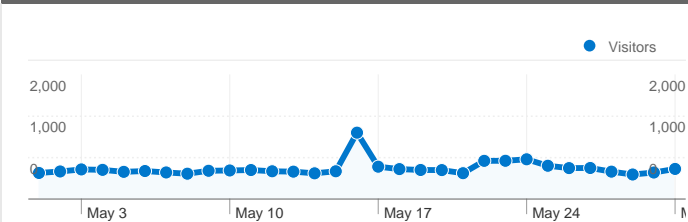
274,452 Pageviews

00:09:12 Avg. Time on Site

9.62 Pages/Visit

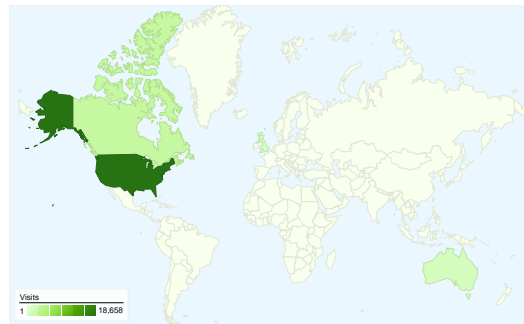
23.30% % New Visits

## Visitors Overview



**Visitors**  
**7,741**

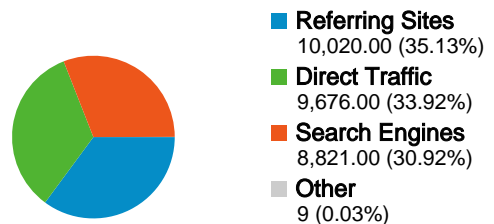
## Map Overlay



## Operating Systems

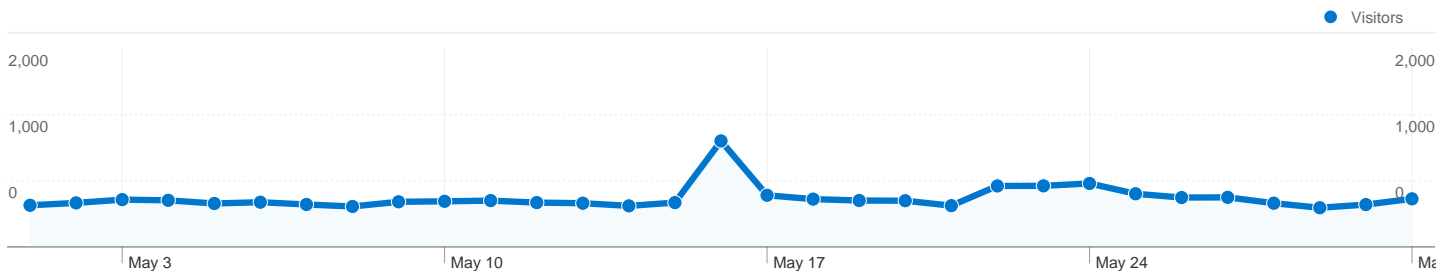
Operating System	Visits	% visits
Windows	23,661	82.95%
Macintosh	2,989	10.48%
iPod	606	2.12%
iPhone	565	1.98%
Linux	330	1.16%

## Traffic Sources Overview



# RAF Visitors Overview

May 1, 2010 - May 31, 2010  
Comparing to: Site



**7,741 people visited this site**


 **28,526 Visits**


 **7,741 Absolute Unique Visitors**

 **274,452 Pageviews**

 **9.62 Average Pageviews**

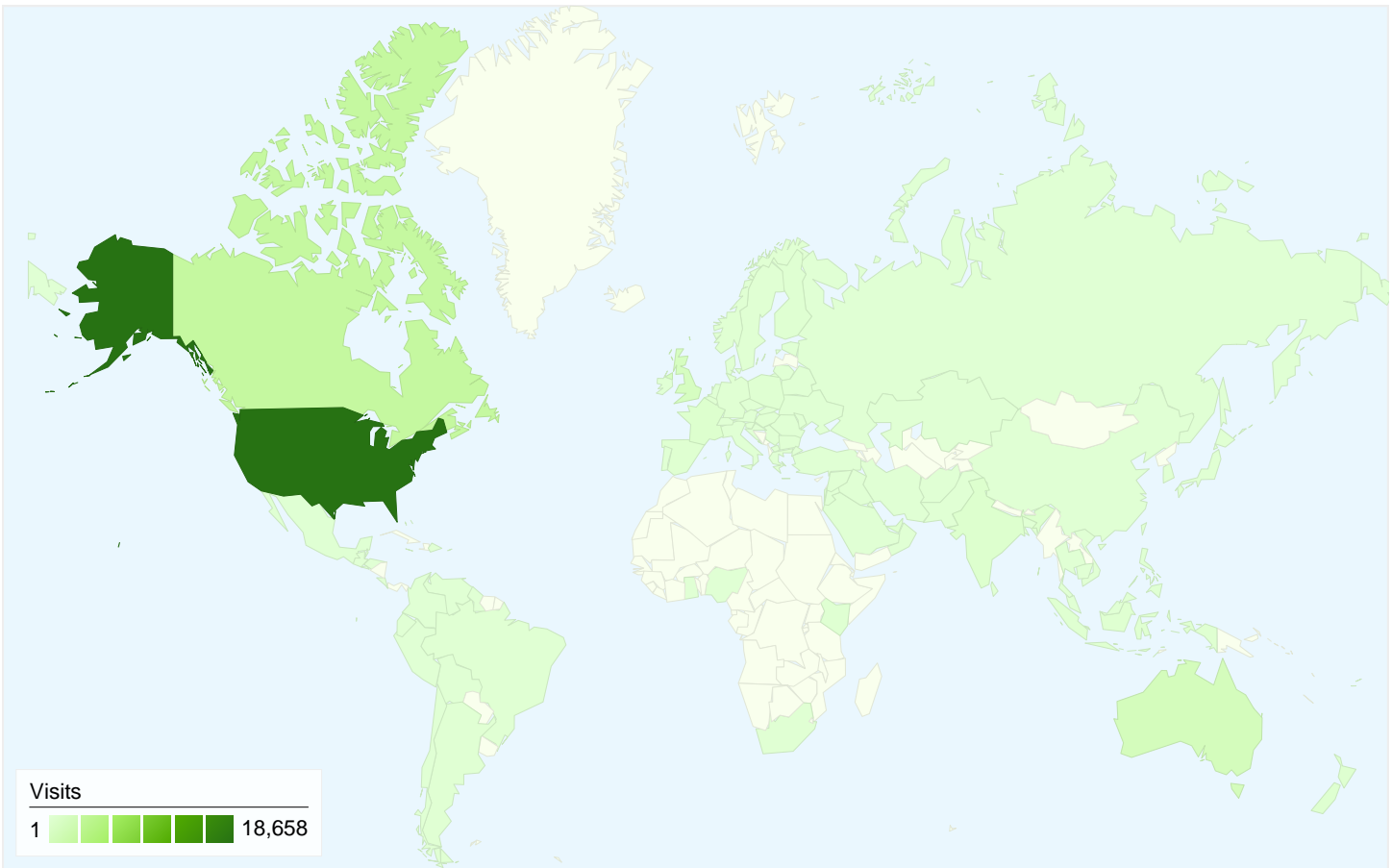
 **00:09:12 Time on Site**

 **26.91% Bounce Rate**

 **23.30% New Visits**

## Technical Profile

Browser	Visits	% visits	Connection Speed	Visits	% visits
Firefox	13,083	45.86%	Cable	11,438	40.10%
Internet Explorer	7,290	25.56%	DSL	7,501	26.30%
Chrome	4,083	14.31%	Unknown	5,698	19.97%
Safari	3,388	11.88%	T1	3,300	11.57%
Opera	424	1.49%	Dialup	538	1.89%



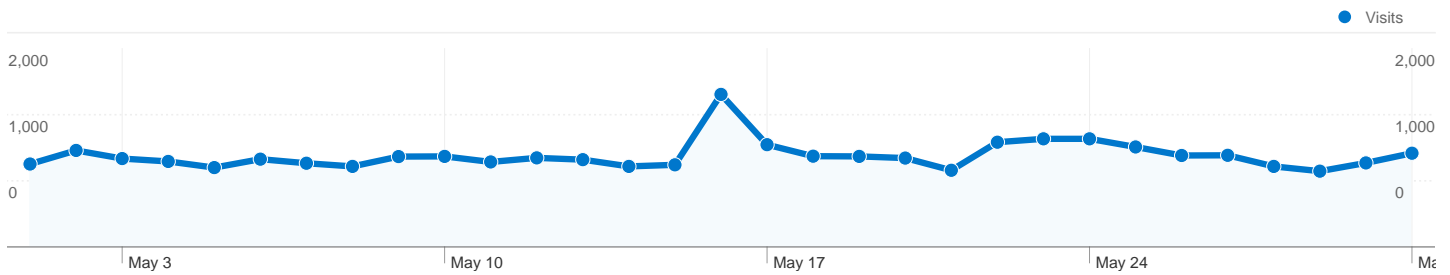
28,526 visits came from 104 countries/territories

Site Usage						
Visits	Pages/Visit	Avg. Time on Site	% New Visits	Bounce Rate		
<b>28,526</b> % of Site Total: 100.00%	<b>9.62</b> Site Avg: 9.62 (0.00%)	<b>00:09:12</b> Site Avg: 00:09:12 (0.00%)	<b>23.38%</b> Site Avg: 23.30% (0.35%)	<b>26.91%</b> Site Avg: 26.91% (0.00%)		
Country/Territory	Visits	Pages/Visit	Avg. Time on Site	% New Visits	Bounce Rate	
United States	<b>18,658</b>	10.92	00:10:27	22.52%	24.82%	
Canada	<b>2,903</b>	5.86	00:04:19	17.57%	29.14%	
Australia	<b>1,341</b>	9.07	00:10:20	19.61%	29.83%	
United Kingdom	<b>1,074</b>	8.86	00:08:05	27.65%	29.89%	
Singapore	<b>404</b>	6.48	00:06:05	20.79%	31.19%	
India	<b>369</b>	7.04	00:05:32	36.86%	30.35%	
France	<b>355</b>	10.93	00:13:54	13.80%	14.93%	
United Arab Emirates	<b>235</b>	9.32	00:08:29	27.23%	30.21%	
New Zealand	<b>229</b>	6.11	00:06:37	19.21%	37.12%	

Spain	<b>189</b>	4.81	00:03:31	60.32%	19.58%
					1 - 10 of 104

# RAF Traffic Sources Overview

May 1, 2010 - May 31, 2010  
Comparing to: Site



All traffic sources sent a total of 28,526 visits

33.92% Direct Traffic

35.13% Referring Sites

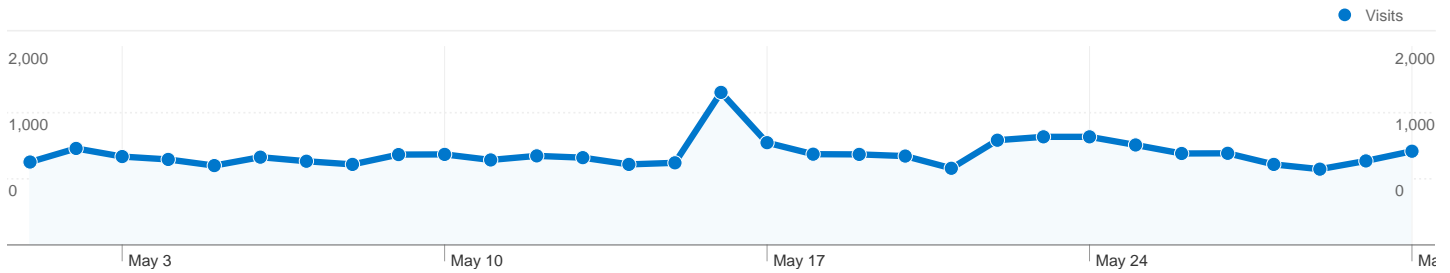
30.92% Search Engines



- **Referring Sites**  
10,020.00 (35.13%)
- **Direct Traffic**  
9,676.00 (33.92%)
- **Search Engines**  
8,821.00 (30.92%)
- **Other**  
9 (0.03%)

## Top Traffic Sources

Sources	Visits	% visits	Keywords	Visits	% visits
(direct) ((none))	9,676	33.92%	animorphs ebooks	922	10.45%
google (organic)	8,089	28.36%	raf animorphs	711	8.06%
answers.yahoo.com (referral)	2,087	7.32%	richard's animorphs forum	589	6.68%
reddit.com (referral)	1,028	3.60%	animorphs	502	5.69%
facebook.com (referral)	840	2.94%	richards animorph forum	455	5.16%



**28,526 visits used 19 operating systems**

Site Usage

<b>Visits</b> <b>28,526</b> % of Site Total: 100.00%	<b>Pages/Visit</b> <b>9.62</b> Site Avg: 9.62 (0.00%)	<b>Avg. Time on Site</b> <b>00:09:12</b> Site Avg: 00:09:12 (0.00%)	<b>% New Visits</b> <b>23.38%</b> Site Avg: 23.30% (0.35%)	<b>Bounce Rate</b> <b>26.91%</b> Site Avg: 26.91% (0.00%)	
Operating System	Visits	Pages/Visit	Avg. Time on Site	% New Visits	Bounce Rate
Windows	23,661	10.49	00:10:13	23.24%	24.36%
Macintosh	2,989	6.11	00:04:40	24.52%	41.12%
iPod	606	4.08	00:04:02	12.54%	32.18%
iPhone	565	2.78	00:01:50	12.04%	36.64%
Linux	330	6.84	00:05:08	41.21%	47.27%
Android	125	5.05	00:05:47	17.60%	29.60%
(not set)	80	4.55	00:04:39	38.75%	21.25%
Nintendo Wii	64	2.47	00:01:09	60.94%	65.62%
iPad	30	5.20	00:02:06	30.00%	30.00%
SymbianOS	29	2.45	00:01:19	96.55%	24.14%

1 - 10 of 19